

Soffianti a Canali Lateral Side Channel Blowers

510

Una Soffiante Economica e con Elevate Performance.



La Soffiante 510, ottime performance a prezzi contenuti.

La Soffiante 510 fa parte della famiglia delle macchine di media portata. Disponibile con motori da 0,85 kW fino a 2,2 kW con portata di 210 mch a pressione ambiente. Costruita in alluminio con la tecnologia della pressofusione, progettata per un lavoro a servizio continuo con un livello di rumorosità contenuto.

The 510 Series: Blower with High Performance to Low Cost.

The 510 Series are blowers with medium flow rate.

Available with motor power amid 0,85 kW to 2,2 kW moves 210 mch at environment pressure. Totally built in aluminium with the die-casting technology, the 510 series is designed for an continuous work with low noise.



Contattaci

Hai delle domande o Vuoi una quotazione?

t. 02.48.82.614



Appointment

One of our technician can study with you the solutions for your application.

info@tbf.it

Soffianti a Canali Lateral

Side Channel Blowers

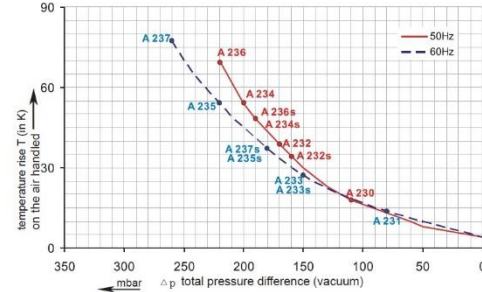
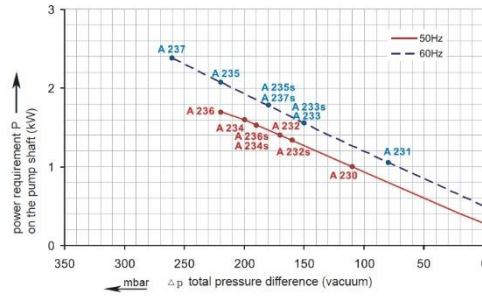
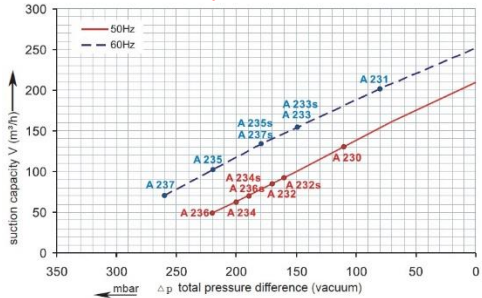
510

Serie 510 – Informazioni Tecniche
510 Series – Tech Information

Modello	Frequenza	Potenza	Tensione	Assorbimento	Rumorosità	Peso	Curva	Pressione Differenziale
Type	Frequency	Motor Power	Voltage	Rated Current	Noise	Weight	Curve	Differential Pressure
	Hz	kW	V	A	dB(A)	kg		mbar
510.3ph.1st.0085	50	0,85	200-240Δ 345-415Y	4,0Δ 2,3Y	64	20	A230	-110 100
	60	0,95	220-275Δ 380-480Y	4,2Δ 2,4Y	70	20	A231	-80 70
510.3ph.1st.0130	50	1,3	200-240Δ 345-415Y	6,6Δ 3,8Y	64	22	A232	-170 170
	60	1,5	220-275Δ 380-480Y	6,9Δ 4,0Y	70	22	A233	-150 140
510.3ph.1st.0160	50	1,6	200-240Δ 345-415Y	7,5Δ 4,3Y	64	23	A234	-200 190
	60	2,05	220-275Δ 380-480Y	7,6Δ 4,4Y	70	23	A235	-220 210
510.3ph.1st.0220	50	2,2	200-240Δ 345-415Y	9,7Δ 5,6Y	64	25	A236	-220 270
	60	2,55	220-275Δ 380-480Y	10,3Δ 6,0Y	70	25	A237	-260 290
510.1ph.1st.0110	50	1,1	230	7,3	64	21	A232s	-160 160
	60	1,3	230	8,3	70	21	A233s	-150 160
510.1ph.1st.0150	50	1,5	230	9	64	24	A234s	-190 200
	60	1,75	230	10	70	24	A235s	-180 180

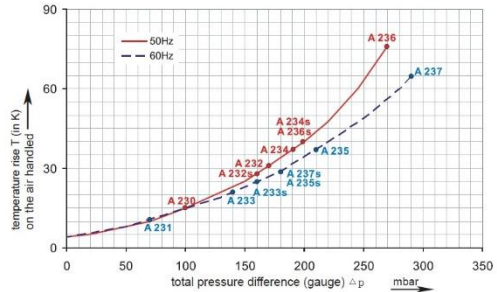
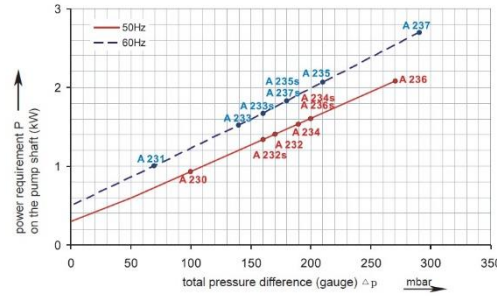
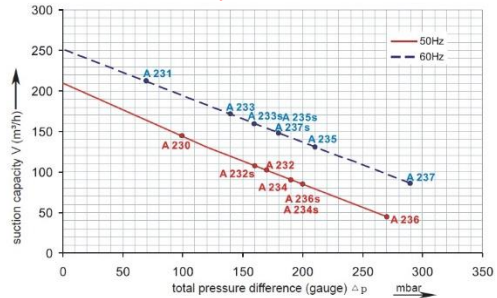
Serie 510 – Performance in Vuoto

510 Series – Vacuum Performance



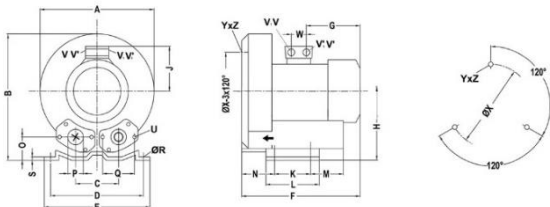
Serie 510 – Performance in Pressione

510 Series – Pressure Performance



Serie 510 – Ingombri

510 Series - Dimension



Mod.	F	A	E	B	P
510.3ph.1st.0085	314	334	295	337	G 2 ^o
510.3ph.1st.0130	314	334	295	337	G 2 ^o
510.3ph.1st.0160	346	334	295	337	G 2 ^o
510.3ph.1st.0220	346	334	295	337	G 2 ^o
510.1ph.1st.0110	314	334	295	337	G 2 ^o
510.1ph.1st.0150	345	334	295	337	G 2 ^o